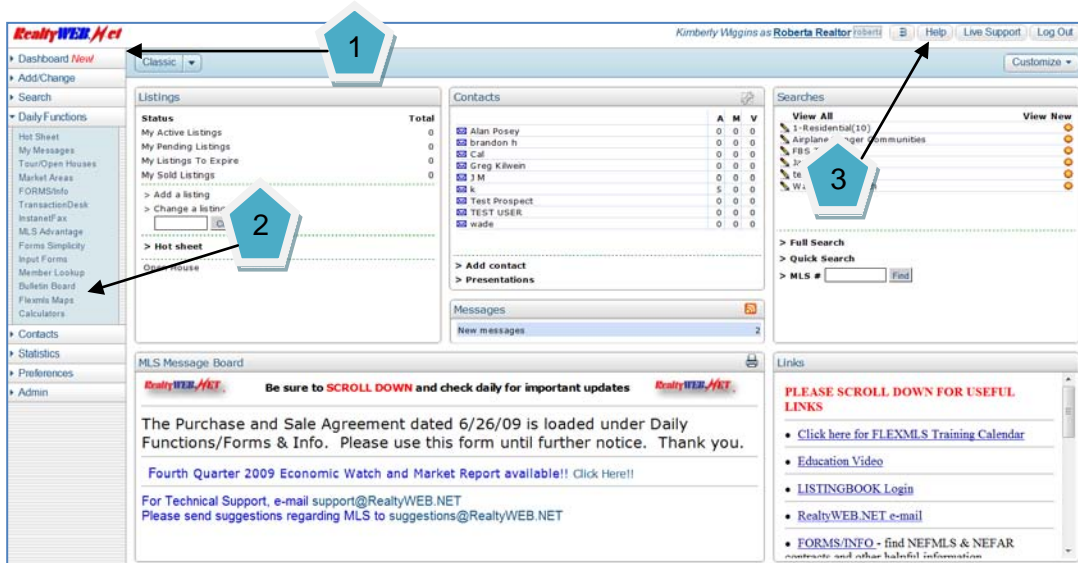


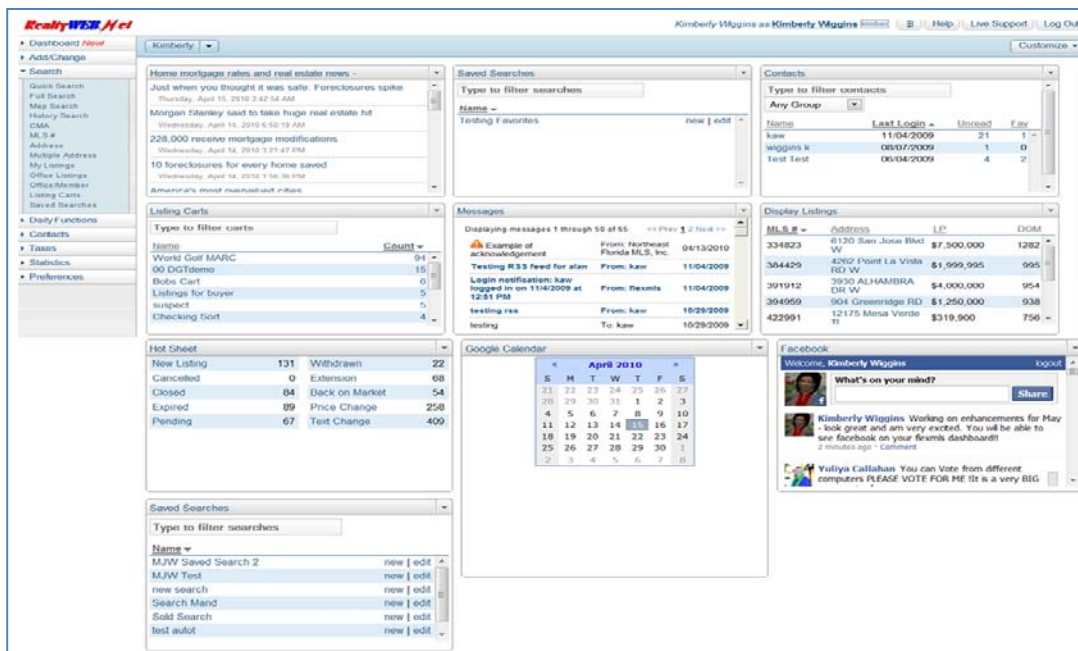
Flexmls Enhancements May 19th!!

The month of May promises exciting new features in flexmls. The first, and most obvious, change will be the **"NEW LOOK"** for flexmls. You will notice a **new color scheme** as well as **updated graphics** on the dashboard.

Slight changes will be made to the Menu of flexmls. 1) A **new option titled "DASHBOARD"** will be added (read on for details), 2) **MAPS & CALCULATORS** will be moved to **DAILY FUNCTIONS**, and 3) **USER GUIDES/TUTORIALS** will be moved to the **HELP** Button.



One of the major new features is a **CUSTOMIZABLE DASHBOARD**. You will have the ability to create a new dashboard by choosing from a variety of "gadgets" available for the dashboard and name/organize them as you need.



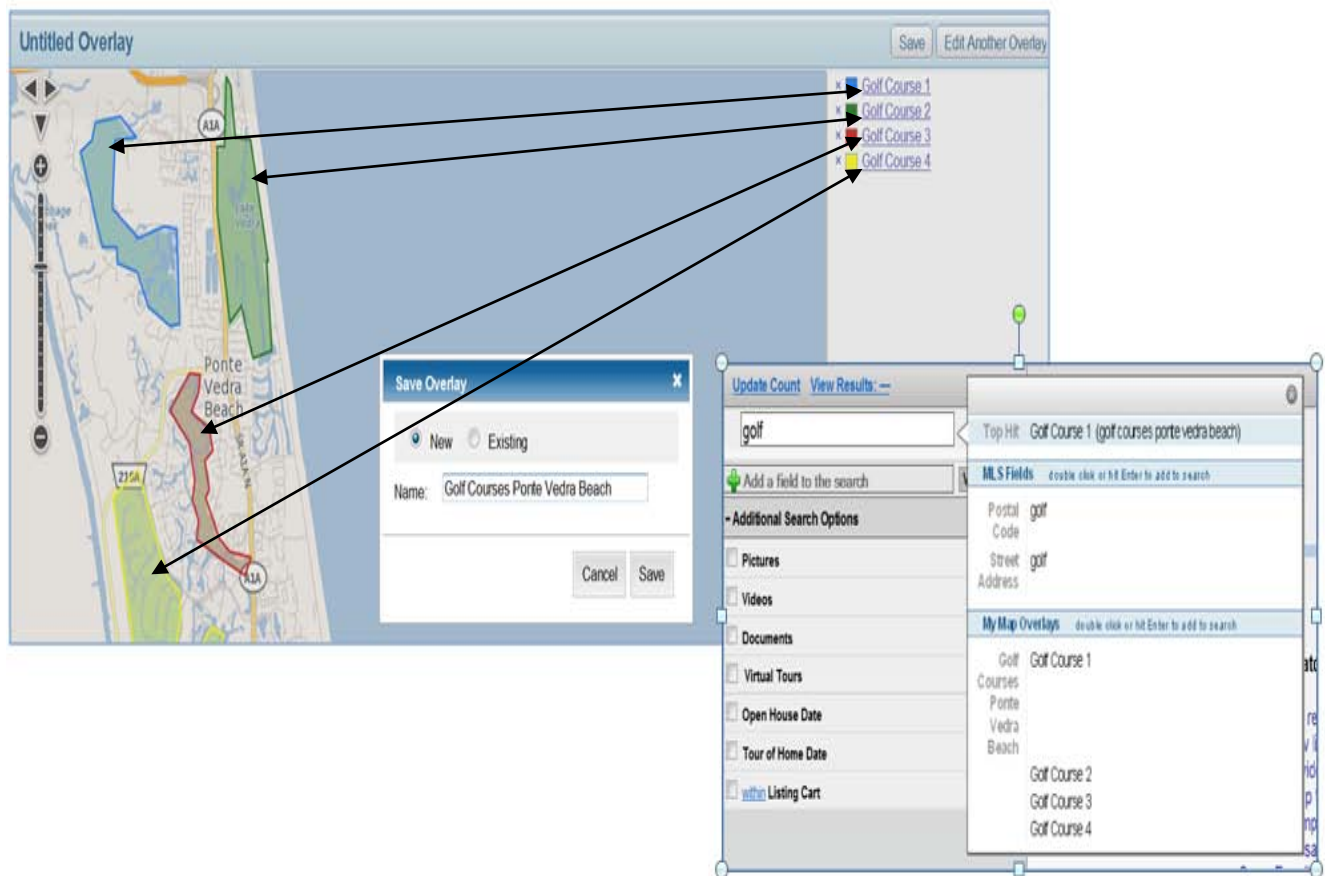
Some of the “**gadget**” options for your customizable Dashboard will include:

- **Contacts** – Not only lists your contacts but also has a search function to find your contact, includes last login time and activity if using a flexmls portal, and shows unread messages from the contact. Since you can add multiples of the same gadgets, you could add a contact gadget for each “group” in your contacts list.
- **Hotsheet** – Shows a summary for a 24-hour hot sheet and allows on click access to that section of the Hotsheet (e.g. New, price changes, etc.) with a single click.
- **New Search** – Provides you with new ways to start your searches. First, there will be a **NEW COMBINED SEARCH FIELD** where you can enter either a MLS Number or an address. Second, it allows you to choose multiple quick search links. Third, you can specify defaults for the Full Search thereby eliminating a few clicks to get started.
- **Saved Searches**-Lists you’re saved searches and includes the ability to search your list of saved searches. Also, when saving a search you can tag it as “favorite” then setup your saved search gadget to only display the “favorite” searches.
- **Listing Carts**-Lists you’re saved listing carts, plus giving you the ability to search for a cart using a “variety of criteria” to sort by.
- **Six NEW Market Charts** – Each of these six graphical market statistics gadgets allows you to specify the location, property types, and what statistics you want to track.



- **Third Party Gadgets** – Such as Google Calendar, Facebook, RSS feeds will be available to add to your dashboard.
- **MLS Dashboard** – Will always be available to all users so you can keep up to date with MLS activities and information.

Also new, under *Preferences* you will find a new selection titled **“MY MAP OVERLAYS”**. **My Map Overlays** enables you to create shapes or a collection of multiple shapes and save them for use on the maps, in searches, statistics, the new location search, as well as your flexmls IDX and portals. You can create a shape or group of shapes to define a neighborhood, or draw a shape around each golf course in Northeast Florida and use this collection as an option titled “Golf Course Homes”, the list of possibilities is endless. See example below of defining the layer and how it works in a search.



For brokers, there will be **a new login message program** available. Brokers can enter a message for everyone in the office and set it up to display each time a member logs in to flexmls, once every day, or require the member to “Accept” the login message to access flexmls. Since Dashboards can be customized the MLS will be using this tool as well to be sure our members are kept up to date on important events.

Please watch for webinars to learn more about all of these exciting new enhancements.